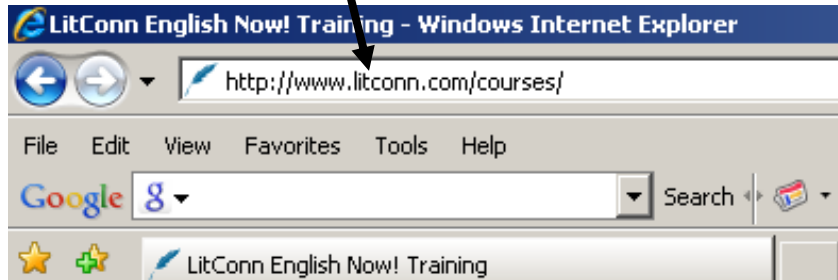


English Now! – Online Training

These instructions will show you how to sign up for the English Now! Training Site and begin taking your course.

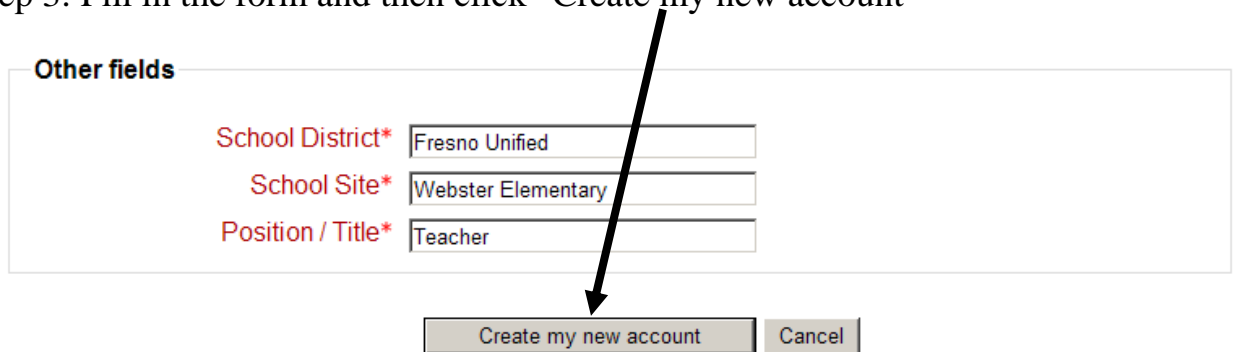
Step 1: Go to the website - <http://www.litconn.com/courses/>



Step 2: Click on the “Create new account” link and fill in the form.



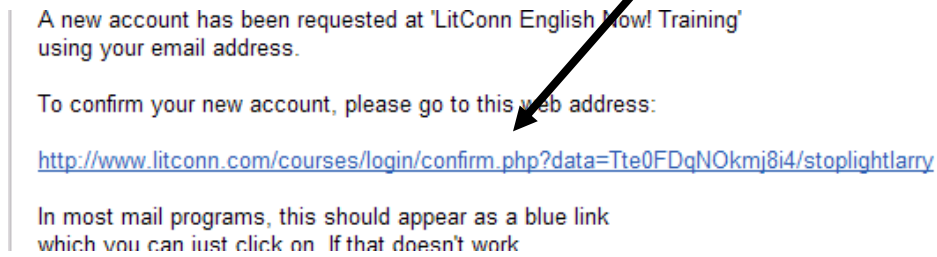
Step 3: Fill in the form and then click “Create my new account”




Other fields	
School District*	Fresno Unified
School Site*	Webster Elementary
Position / Title*	Teacher

There are required fields in this form marked*.

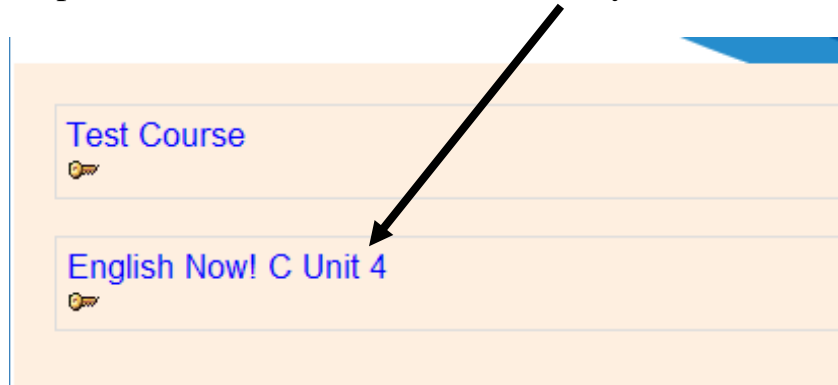
Step 4: Go to your email and look for the confirmation email from LitConn. Open this email and click on the web address. This will confirm that you have signed up for the account.



Step 5: A window will now pop up. Click on “courses”.



Step 6: Look for the name of the course you will be taking and click on it.



Step 7: Enter the 'enrollment key' that has been provided to you by your facilitator and then click on "Enroll me in this course"

Direct Teacher Training Course for *English Now! C Unit 4*

This course requires an 'enrolment key' - a one-time password that you should have received from teacher

.....

Enrol me in this course

Cancel

Congratulations! You are now enrolled in the course. Every time you complete a section of the course, the system will automatically record your progress. You may now "Logout" and "Login" at anytime.

NOTE: At anytime you may click on "Grades" to see what you have and have not completed.

People

- Participants

Search Forums

Go

Advanced search

Administration

- Grades
- Profile

My courses

- English Now! C Unit

Topic Outline

English Now! C Unit 4 Direct Teacher Training

- Welcome!
- System Requirements
- Open the Box

1 Lesson 1: Focus on Listening and Speaking

- Introduction
- Input
- Focus
- Transfer

**If you are having problems, please contact:
LitConn - Jon Meek (877) 842-1350 / M-F (8-5pm)**